


OPTIFLEX™ INTEGRATOR

HIGH SPEED ROUTING AND INTEGRATION



Automated
Logic

INTEGRATOR FOR THE WEBCTRL® BUILDING AUTOMATION SYSTEM

The OptiFlex Integrator, model OFHI-A, supports routing between multiple BACnet networks. It also supports custom control programs to easily integrate with third party BACnet or Modbus equipment such as variable speed drives, boilers, and lighting.



KEY FEATURES AND BENEFITS

BACnet Features

- Supports routing between BACnet/IP, BACnet/Ethernet, BACnet ARCnet, and BACnet MS/TP networks
- Supports up to 1,500 third party BACnet points
- Supports up to two BACnet/IP networks on the Gig-E port
- Includes two additional BACnet ports to support either two simultaneous BACnet MS/TP networks (up to 127 controllers each) to simultaneously route and share data across a wide range of building subsystems
- Can serve as a BACnet Broadcast Management Device (BBMD), routing any BACnet broadcast messages directly to other BBMD devices on the BACnet network
- Supports BACnet Foreign Device Registration (FDR)

Modbus Features

- Can act as a master or slave on a Modbus serial network
- Can act as a server or client on a Modbus TCP/IP network

Hardware Features

- Supports and executes control programs
- Supports up to two BACnet/IP networks on the Gig-E port
- Supports Gig-E, 1,000Mbps BACnet IP and DHCP IP addressing
- Ethernet port provides local access for system start-up and troubleshooting
- Supports network captures for advanced diagnostic
- Provides network statistics numerically or as trend graphs inside the WebCTRL building automation system
- Supports DIN rail and screw mounting
- Capacitor-backed real-time clock keeps time in the event of power failure or network interruption for up to three days
- Connects seamlessly to the [WebCTRL building automation system](#)



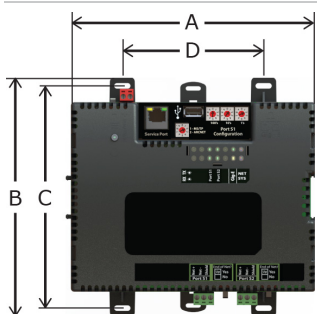
The WebCTRL building automation system gives you the ability to understand your building operations and analyze the results. Integrate environmental, energy, security and safety systems into one powerful management tool that helps you reduce energy consumption, increase occupant comfort, and achieve sustainable building operations.

SPECIFICATIONS




Part #	OFHI-A OptiFlex Integrator
BACnet Conformance	Conforms to the BACnet Router (B-RTR) and BACnet Broadcast Management Device (B-BBMD), Standard Profile as defined in ANSI/ASHRAE Standard 135-2012 (BACnet) Annex L, Protocol revision 14.
Control Program Execution	Maximum number of control programs: 999 depending upon available memory.
BACnet Objects	Maximum number of BACnet objects: 12,000 for programming purposes, depending upon available memory.
Third-Party Integration	Supports up to 1,500 third-party BACnet integration points, and 1,000 Modbus integration points
Power	24 Vac \pm 10%, 50–60 Hz, 50 VA 26 Vdc \pm 10%, 15 W
Communication	
Gig-E Port	10/100/1000 BaseT, full duplex, Ethernet port for BACnet/IP and/or BACnet/Ethernet and/or Modbus TCP/IP communication
Serial Port 1	For communication with either of the following: <ul style="list-style-type: none"> • A BACnet ARCNET network at 156 kbps • A BACnet MS/TP network at 9,600 to 115,200 bps • A Modbus network at 9,600 to 115,200 bps
Serial Port 2	For communication with either of the following: <ul style="list-style-type: none"> • A BACnet MS/TP network at 9,600 to 115,200 bps • A Modbus network at 9,600 to 115,200 bps
Service Port	Ethernet port at 10 or 100 Mbps for system start-up and troubleshooting
Rnet Port	Supports Up to 15 ZS wireless and/or ZS sensors, and one Equipment Touch or OptiPoint™ interface. Supplies 12 Vdc/62. mA power across its rated temperature range.
Microprocessor	32-bit ARM Cortex-A8, 600 MHz, processor with multi-level cache memory, two Ethernet controllers, and USB 2.0 host port
Environmental Range	-40 to 158° F (-40 to 70° C); 10 - 95% relative humidity, non-condensing
Memory	16 GBs eMMC Flash memory and 256 MB DDR3 DRAM (22 MB available to use). User data is archived to non-volatile Flash memory when parameters are changed, every 90 seconds, and when the firmware is deliberately shutdown or restarted.
Real Time Clock	Real-time clock keeps track of time in the event of a power failure for up to 3 days
Compliance	United States: FCC compliant to Title CFR47, Part 15, Subpart B, Class A. UL Listed, File E143900; CCN PAZX, UL916, Energy Management Equipment; AS/NZS: RCM Mark 61000-6-3; Canada: UL Listed File E143900, CCN PAZX7, CAN/CSA C22.2 No. 205 Signal Equip., Industry Canada Compliant, ICES-003, Class A; CE Mark Compliant with 2014/30/EU, and RoHS Compliant: 2015/863/EU; UKCA Mark compliant with Electromagnetic Compatibility Regulations 2016 – Gov. UK and RoHS for Electrical and Electronic Equipment 2012, REACH compliant
Protection	Device is protected by a replaceable, fast acting, 250 Vac, 2A, 5mm x 20mm glass fuse. The power and network ports comply with the EMC requirements EN50491-5-2
Plastic Rating	Fire-retardant plastic ABS, UL94-5VA
Mounting	35mm DIN rail mounting or screw mounting

• **Figure 1: Physical Dimensions**



	in.	cm
Width:	7.1	18.03
Height:	6.95	17.65
Depth:	2.09	5.31
Weight:	1.1 lbs	.48 kg



Assembled in the United States